



**BS-301W AS**

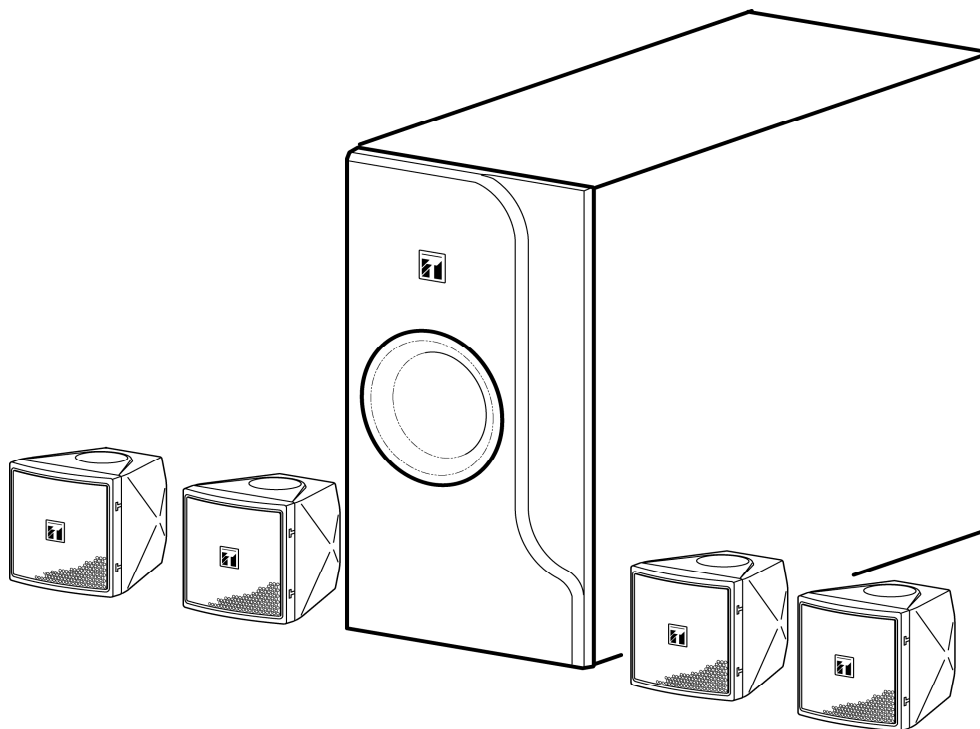
# SPEAKER SYSTEM

● **DESCRIPTION**

The BS-301 series is a speaker high-power with 2-way system that suitable for indoor use only. It consisted of a subwoofer and four pieces satellite speakers. Subwoofer system employing 16 cm speaker units and satellite speaker employing a 8 cm speaker unit. Combined used of the supplied bracket both speakers subwoofer and satellite speakers can be mounted at the wall or ceiling in many different application.

● **SPECIFICATIONS**

|                          |   |
|--------------------------|---|
| Model                    | <b>BS-301W AS</b>   |
| Continuous Program Input | 120W per Channel x2   |
| Rated Impedance          | 6Ω per Channel x2   |
| Sensitivity / SPL        | 83dB (Pink noise 330 ~ 3,300Hz, 1W, 1M) L or R ch. Subwoofer + 2 satellite  |
| Frequency response       | 40 ~ 20,000 Hz (L or R ch. Subwoofer + 2 satellite)   |
| Speaker feature          | Subwoofer .....1pc (look at page: 2 / 3 for detail)<br>Satellite speaker .....4pcs (look at page: 3 / 3 for detail) |
| Mounting                 | Floorstanding / on-wall / on ceiling  |
| Satellite system         | Self or stack system  |
| Input Connector          | Push-in terminals   |
| Total weight             | 13.9kg (without bracket)  |



Scale : -

Units : mm

Date : May/10/2010

**TOA Corporation**

DWG No. 506410010 Rev.02



# SUBWOOFER

BS-301W AS

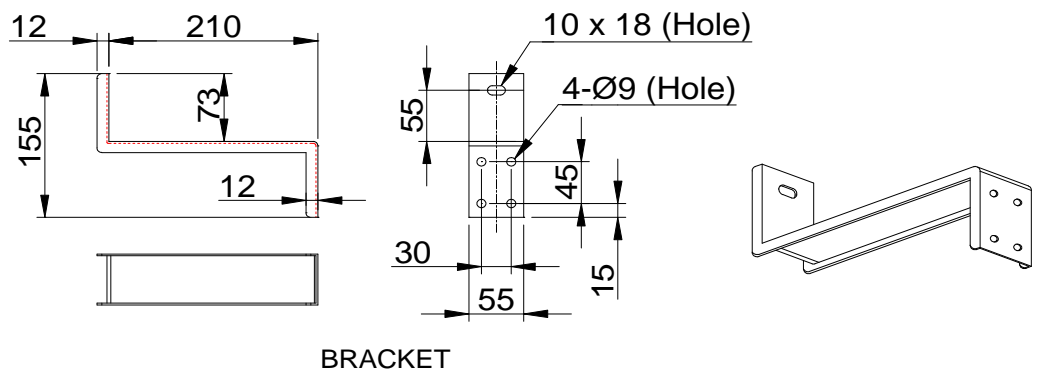
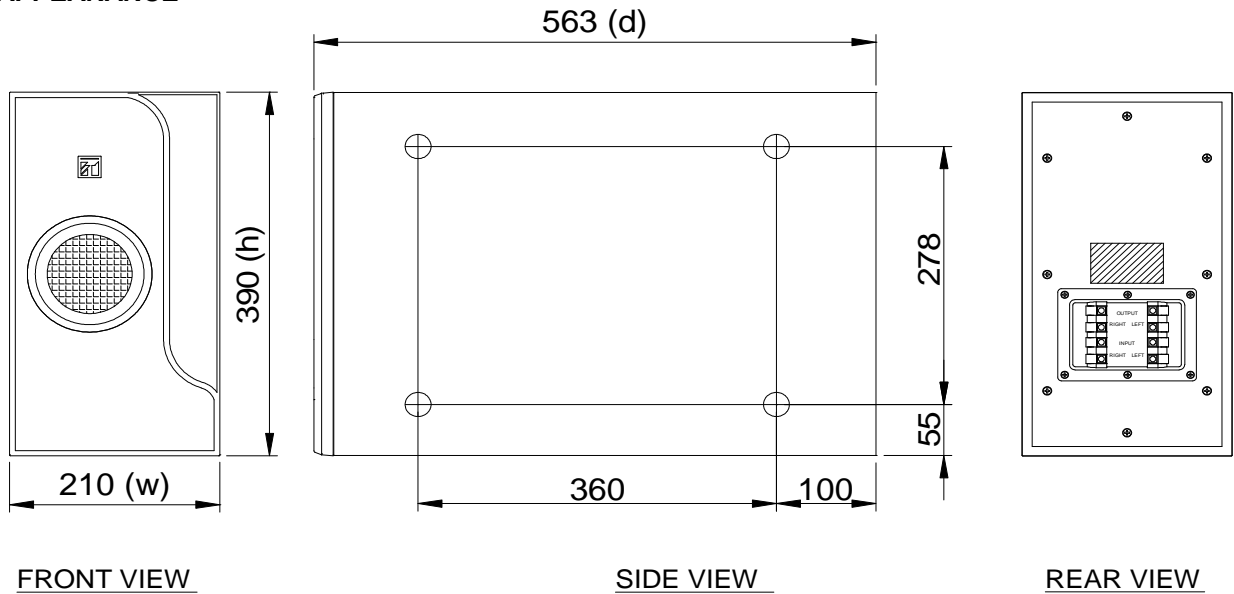
● **DESCRIPTION**

This speaker is compact subwoofer system that suitable for indoor use which employing 16 cm woofer. It is particularly ideal for reproducing dynamic low frequency for both permanent or temporary installation.

● **SPECIFICATIONS**

|                          |   |
|--------------------------|---|
| Continuous Program Input | 120W per Channel x2   |
| Rated Impedance          | 6Ω per Channel x2   |
| Sensitivity / SPL        | 85dB (1W, 1M) (L or R Channel)  |
| Frequency response       | 40 ~ 190 Hz (-10dB below SPL) ( L or R Channel)   |
| Speaker component        | Double Subwoofer : 16 cm cone-type  |
| Input / Output Connector | Push-in connector (bridging terminal, 8 pole type)                                      |
| Front Panel              | ABS Resin (White)   |
| Cabinet                  | Partikel Board with Vynil White   |
| Mesh Speaker Grill       | MEU R5001 Hard White  |
| Dimensions               | 210 (w) x 390 (h) x 563 (d) mm  |
| Weight                   | 11.5 kg (without bracket)   |
| Accessories              | Rubber Foot .....4pcs ; Bracket (White paint) .....4pcs<br>Tapping Screw 3x14 .....4pcs |

● **APPEARANCE**



Scale : -

Units : mm



## SATELLITE SPEAKER

**BS-301W AS**

### ● DESCRIPTION

The speaker is compact speaker system small type designed for high efficiency, wide range especially high frequency result and high power input handling capability.

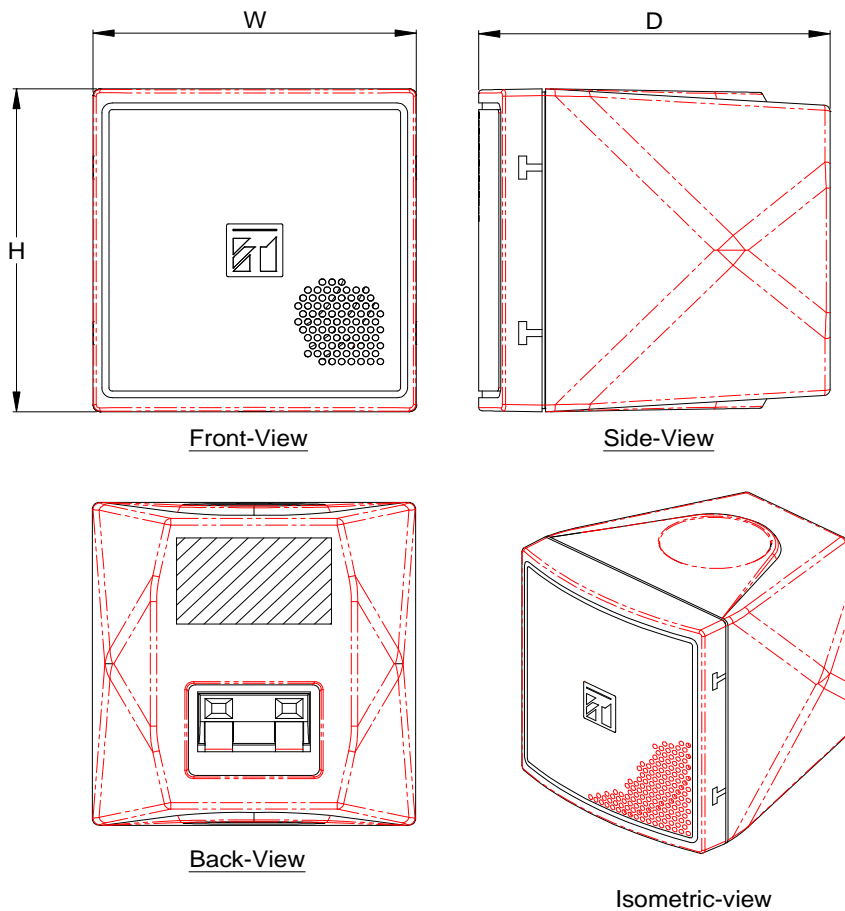
Combined used of the supplied bracket the speaker to be mounted in many different application.

### ● SPECIFICATIONS

|                          |   |
|--------------------------|---|
| Continuous Program Input | 40W   |
| Impedance                | 8Ω  |
| Sensitivity / SPL        | 85dB (Pink noise 330Hz ~ 3,300Hz / 1W, 1M)  |
| Frequency response       | 150 ~ 20,000 Hz (-20dB below SPL)   |
| Speaker component        | 8 cm (3") cone-type.  |
| Input Connector          | Push-in terminals   |
| Finish                   |   |
| 1 Enclosure              | HIPS Resin ( White)   |
| 2 Front Cover            |   |
| 3 Bracket                | Steel plate, paint (White)  |
| Dimensions               | 92 (w) x 97.5 (h) x 100 (d) mm  |
| Weight                   | 600g (without bracket)  |
| Accessories              | Speaker Bracket (Set) ..... 1pc<br>Hexagon bolt M5 x 12 (with washer and spring washer)..... 2pcs |

This specifications is one unit satellite.

### ● APPEARANCE



Scale : -

Units : mm

Date : May/10/2010

**TOA Corporation**

DWG No. 506410010 Rev.02